


NO EXCUSES!




The Eclips DG series of hybrid TVSS devices are designed to provide ultra low line capacitance with superior protection. Gas Discharge Tube (GDT) and Silicone Avalanche Diodes (SAD) provide protection to sensitive electronic equipment by clamping over-voltage energy pulses and discharging them to ground. This unique design along with the hybrid electronics will protect critical system components. The first Surge Protection Device (SPD) that is truly scalable and provides real solutions. The packaging allows for mixed technology to be configured together that maintains system integrity managing ground planes and structured wiring for service and maintenance. The design features slide together modules and provides panel screw mount, snap track or Din rail mounting options. Coupled with pluggable screw terminals for easy replacement and servicing.

Standard Features:

- Hybrid electronics SAD and GDT
- Single point ground
- 12 AWG green ground strap
- Available voltage 5v,12v, 24v, 32v, 36v, 48v, 70v, 90v, and 120v
- Polycarbonate plastic case AF-312
- Removable terminal connection
- Each device is easily field replaceable
- 3 mounting configuration
 - din rail
 - snap track
 - panel mount (screw)


Transient Voltage Surge Suppressors (TVSS) must have a stable ground. Eclips is the first to design a SPD that has a managed ground bus that features a single point of ground to ensure ideal conditions. This allows you to maintain system integrity, inspection and proper maintenance against electrical transients introduced to sensitive electronics. Providing protection against nuisance alarm and preventable system failure and ensure that your SPD utilizes proper ground path.

Ground Strap: UL listed 12 gauge stranded (65/30) AWM1015 wire green jacket ground strap. 10 inches long with a crimped on #10 ring lug connector for proper ground termination.



How it works: In most instances the SAD does the majority of the work the SAD clamps closer the "working" voltage to provide the highest level of protection. An SPD clamping devices uses a non-linear element that conducts or short to ground when exposed to over-voltage. Such a device absorbs a large portion of the impulse energy, converting it to heat. When a transient voltage surge occurs SAD diode clamps the voltage at safe level and divert the over voltage to ground. The SAD can conduct over-voltage pulses over and over without degrading of component.

The Gas Discharge Tube (GDT) is a fully re-settable device that will protect against high voltage surges (lighting). Both GDT and SAD components return to its high impedance state when the voltage returns to normal levels.



ISO 9001 REGISTERED COMPANY



Space Age Electronics, Inc.
www.1sae.com
800.486.1723 Toll Free
508.485.0966 Local
508.485.4740 Fax

TDG Product Specifications:

Transient Voltage surge protection devices will be UL 497A or B listed device Eclips TDG series. each unit is field replaceable. Surge Protective Device provides transient and over voltage protection on all electronic components. The device will employ a single ground bus with single point of ground termination and a 12AWG green ground strap with lug ring connector. All electronics are encased in a ABS polycarbonate type AF-312 enclosure that protects the electronics. Each device will have pluggable terminal connectors rated from 12-26 AWG. Each device is scalable and interlock with other like devices. Mounting options are direct screw in, snap track or standard din rail mounting.

Typical applications include:

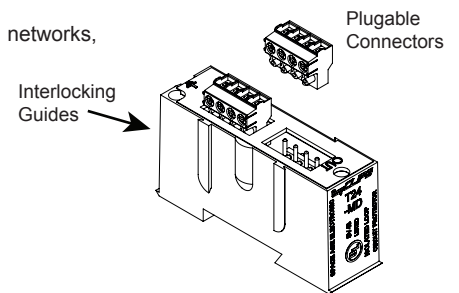
Fire/Life safety, Video Surveillance, access Control, Voice/Data and Building Automations, gate access, IP and networks,

DG Device	T05	T12	T24	T32	T36	T48	T70	T90	T120
Series Voltage:	6v	17v	30v	43v	44v	60v	95v	115v	130v
Dissipation (J):	25j	32j	40j	58j	63j	80j	132j	160j	212j
Capacitance:	35pF per circuit								
MCOV:	6v	14.4v	28.8v	36v	36.8v	57.6v	84v	108v	144v
Max current operating Voltage									
Clamping Volts:	9v	17v	34v	37.5v	44.7v	65v	95v	122v	168v

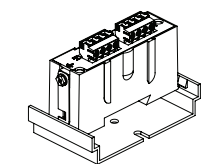
Maximum Surge Current: 10,000A
Clamping response: <1Pico Second
Circuit protected: 2 Circuits 4 wires
Current Limiting: TDG - No
Max Continuous Current: TDG - 5A

Connection type: Screw terminal
Termination rating: 12AWG – 26AWG
Installation: Series Device
Operating Temp: 45C/113F
Max humidity: 85%
Weight: 2.08Oz

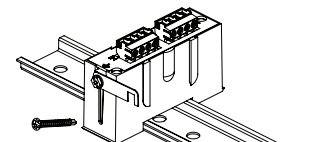
Dimensions:



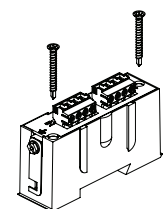
Mounting Options:



Snap Track Mount

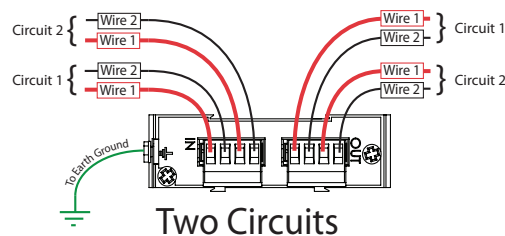
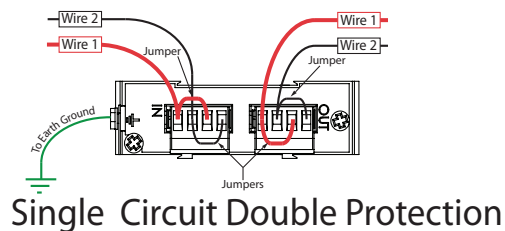
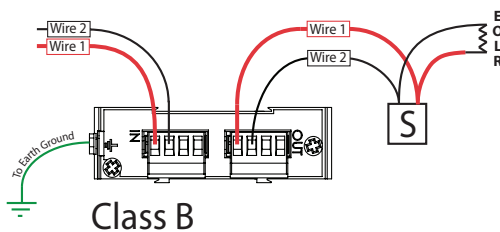
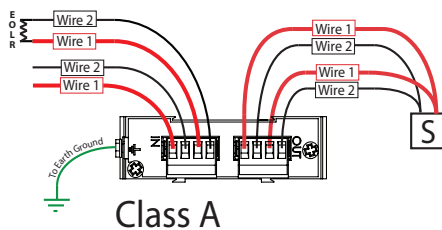


35mm Din-Rail Mount



Screw Mount

Wiring Diagrams:



Ordering Information:

Model No.	Description
T05-DG	5v
T12-DG	12v
T24-DG	24v
T32-DG	32v
T36-DG	36v
T48-DG	48v
T70-DG	70v
T90-DG	90v
T120-DG	120v



Space Age Electronics, Inc.
 www.1sae.com
 800.486.1723 Toll Free
 508.485.0966 Local
 508.485.4740 Fax

No Excuses, Just Solutions!